

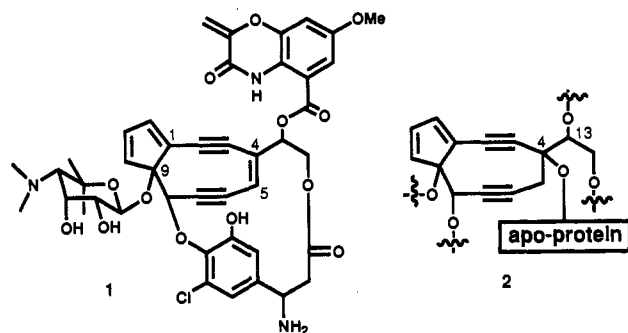
Efficient Route to the Nine-Membered Cyclic Diyne System: Tuning of the Extremely Facile Cope Rearrangement of 1,5-Diyne

Kyo-ichiro Iida and Masahiro Hirama*

Department of Chemistry, Faculty of Science
Tohoku University, Sendai 980-77, Japan

Received May 25, 1994

Very recently, a chromophore of both the potent antitumor, antibiotic chromoprotein C-1027 (**1**)¹ and kedarcidin² has been shown to possess a highly strained bicyclo[7.3.0]dodecadiyne core structure. Since such nine-membered 3-ene-1,5-diyne systems



are highly labile to undergo cycloaromatization at ambient temperature,¹⁻³ a specific mechanism which prevents spontaneous aromatization of **1** should be identified in the holoprotein. Although some noncovalent stabilization interactions have been suggested between **1** and the apoprotein, they have not been verified.^{1b,4} The most simple alternative might be to bond them covalently as a protein conjugate **2**.⁵ This strategy, which masks the 3-ene-1,5-diyne system **1** as a 1,5-diyne **2**, is also a fascinating approach from the perspective of design and synthesis of related DNA-cleaving molecules.^{3b,6} We describe here a general and efficient route to the highly strained bicyclo[7.3.0]dodecadiyne system and a fine tuning of the extremely facile Cope rearrangement of nine-membered cyclic 1,5-diyne.

Several groups have recently succeeded in synthesizing the relevant nine-membered diynes. They used techniques to minimize the high enthalpic and entropic barriers, such as ring contraction,^{3b,6,7} assembly of either a *cis*-epoxide^{8a} or *cis*-olefin between the two acetylenic bonds, and bending of the acetylenic bond as a cobalt complex.⁹ These results encouraged us to examine the straightforward construction of the bicyclo[7.3.0]dodecadiyne

(1) (a) Minami, Y.; Yoshida, K.; Azuma, R.; Saeki, M.; Otani, T. *Tetrahedron Lett.* **1993**, *34*, 2633. (b) Yoshida, K.; Minami, Y.; Azuma, R.; Saeki, M.; Otani, T. *Tetrahedron Lett.* **1993**, *34*, 2637.

(2) Leet, J. E.; Schroeder, D. R.; Hofstead, S. J.; Golik, J.; Colson, K. L.; Huang, S.; Klohr, S. E.; Doyle, T. W.; Matson, J. A. *J. Am. Chem. Soc.* **1992**, *114*, 7946.

(3) (a) Magnus, P.; Pitterna, T. *J. Chem. Soc., Chem. Commun.* **1991**, 541. (b) Doi, T.; Takahashi, T. *J. Org. Chem.* **1991**, *56*, 3465.

(4) For stabilization interactions between neocarzinostatin chromophore and apoprotein, see: Tanaka, T.; Hirama, M.; Fujita, K.; Imajo, S.; Ishiguro, M. *J. Chem. Soc., Chem. Commun.* **1993**, 1205. Ishiguro, M.; Imajo, S.; Hirama, M. *J. Med. Chem.* **1991**, *34*, 2366. Gomibuchi, T.; Fujiwara, K.; Nehira, T.; Hirama, M. *Tetrahedron Lett.* **1993**, *34*, 5753.

(5) It was suggested that the chromophore (structure unknown) of the related antibiotic chromoprotein actinoxanthin was attached to a hydroxyl group of a serine residue: Khokhlov, A. S.; Reshetov, P. D.; Chupova, L. A.; Cherches, B. Z.; Zhigis, L. S.; Stoyachenko, I. A. *J. Antibiot.* **1976**, *29*, 1026.

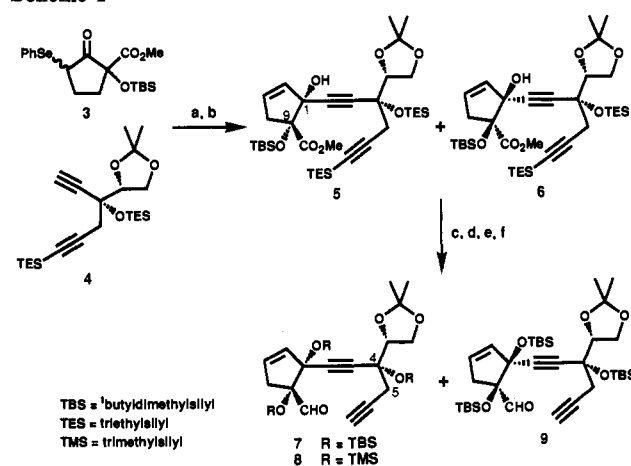
(6) (a) Wender, P. A.; McKinney, J. A.; Mukai, C. *J. Am. Chem. Soc.* **1990**, *112*, 5369. (b) Takahashi, T.; Tanaka, H.; Hirai, Y.; Doi, T.; Yamada, H.; Shiraki, T. *Angew. Chem., Int. Ed. Engl.* **1993**, *32*, 1657.

(7) Wender, P. A.; Harmata, M.; Jeffrey, D.; Mukai, C.; Suffert, J. *Tetrahedron Lett.* **1988**, *29*, 909.

(8) (a) Myers, A. G.; Harrington, P. M.; Kuo, E. Y. *J. Am. Chem. Soc.* **1991**, *113*, 694. (b) Nishikawa, T.; Isobe, M.; Goto, T. *Synlett* **1991**, 393.

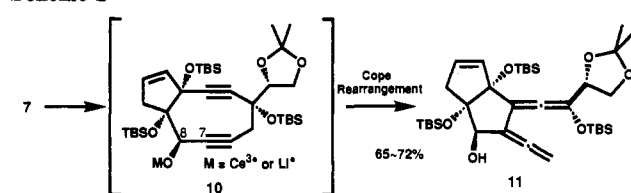
(9) Magnus, P. *Tetrahedron, Symposia-in-Print* **1994**, *50*, 1397.

Scheme 1^a



^a (a) EtMgBr, THF, -78 °C to room temperature, 79%; (b) THF, 82%; (c) TBAF, THF, 93%; (d) ^tBuMe₂SiOTf, 2,6-lutidine, CH₂Cl₂, 85%, or Me₃SiOTf (77%); (e) DIBAL-H, CH₂Cl₂, -60 °C, 83%; (f) Dess-Martin periodinane, CH₂Cl₂, 87-97%.

Scheme 2^a



^a LiN(TMS)₂ (6-23 molar equiv), anhydrous CeCl₃ (7-20 molar equiv), THF (3-6 mM), -30 °C to room temperature, 30 min.

system through an intramolecular acetylide addition, from a precursor such as **7**, which possesses a conformationally nonrigid C4-C5 single bond.

Since the absolute stereochemistry of **1** has not been determined, except for that of the amino sugar moiety,^{1,10} we started our synthesis with racemic functionalized cyclopentanone **3**¹¹ and optically pure **4**,¹² assuming that the configurations at C4 and C13 of the putative conjugate **2** are identical to those of the neocarzinostatin chromophore.¹³ Stereospecific addition of **4** to **3** gave the 1,9-*cis*-diol derivatives **5** and **6**, which were converted to the diastereomeric aldehydes **7** and **9**, respectively, as shown in Scheme 1. When cyclization of **7** was attempted by addition of a large excess of lithium hexamethyldisilazide [LiN(TMS)₂], 20-30 equiv in THF at -50 °C, only the C₂ symmetrical dimer was produced at a 20-40% yield, even under high-dilution conditions (2 mM). In the presence of anhydrous cerium chloride,^{8,14} however, a monomeric product was formed at a higher temperature (-30 °C to room temperature). Surprisingly, a bis-allene **11**¹⁵ was isolated as a single stereoisomer at a yield of up to 72%. Formation of the C7-C8 bond clearly indicated that the nine-membered cyclic diyne **10** acted as an intermediate and was followed by Cope rearrangement (Scheme 2). A similar dimerization and allene formation were also observed in the reactions of diastereomer **9**. The LiN(TMS)₂/CeCl₃-mediated slow

(10) Iida, K.; Ishii, T.; Hirama, M.; Otani, T.; Yoshida, K.; Minami, Y. *Tetrahedron Lett.* **1993**, *34*, 4079.

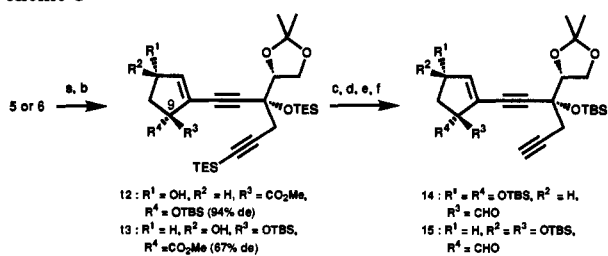
(11) Prepared from 1-(methoxycarbonyl)-2-[(trimethylsilyloxy)cyclopentene (three steps).

(12) Prepared from 1,2:5,6-di-*O*-isopropylidene-D-mannitol (six steps).

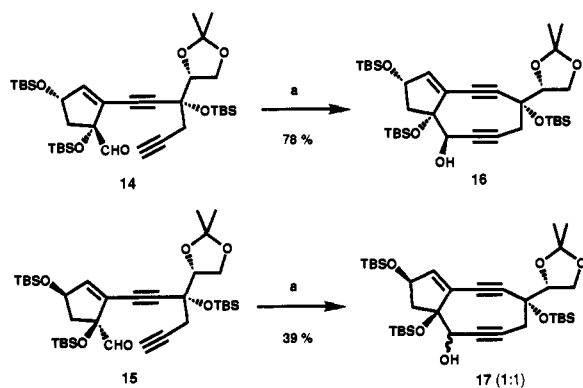
(13) (a) Edo, K.; Mizugaki, M.; Koide, Y.; Seto, H.; Furihata, K.; Otake, N.; Ishida, N. *Tetrahedron Lett.* **1985**, *26*, 331. (b) Myers, A. G.; Proteau, P. J.; Handel, T. M. *J. Am. Chem. Soc.* **1988**, *110*, 7212.

(14) Imamoto, T.; Takiyama, N.; Nakamura, K.; Hatajima, T.; Kamiya, Y. *J. Am. Chem. Soc.* **1989**, *111*, 4392.

(15) The configuration of the newly formed secondary alcohol was determined by an advanced Mosher method: Kusumi, T.; Ohtani, I.; Kashman, Y.; Kakisawa, H. *J. Am. Chem. Soc.* **1991**, *113*, 4093.

Scheme 3^a

^a (a) PCC, 3 Å molecular sieves, CH₂Cl₂; (b) Darvon alcohol, LiAlH₄, Et₂O, -30 °C; (c) TBAF, THF; (d) ^tBuMe₂SiOTf, 2,6-lutidine, CH₂Cl₂; (e) DIBAL-H, CH₂Cl₂, -60 °C; (f) Dess–Martin periodinane, CH₂Cl₂; 14, 54% from 5; 15, 38% from 6.

Scheme 4^a

^a (a) LiN(TMS)₂ (10–23 equiv), anhydrous CeCl₃ (11–25 molar equiv), THF (1–2 mM), -40 °C to room temperature 1 h.

cyclization of TMS ether **8** and subsequent rapid rearrangement to the corresponding bis-allene occurred even at -78 °C. Cope rearrangement of acyclic 1,5-diyne has been shown to occur above 200 °C.¹⁶ Thus, we found that the bicyclo[7.3.0]-dodecenediyne system, such as in **10**, undergoes an extremely facile Cope rearrangement.

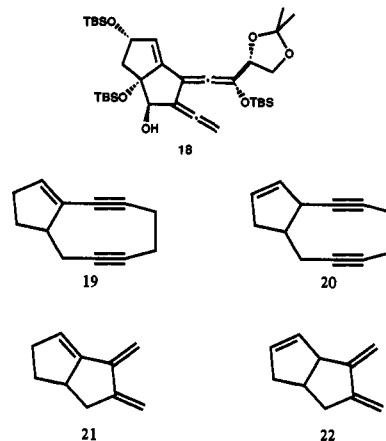
We next examined how we could suppress this rearrangement. Review of the relevant isolated systems^{3b,6,8a} suggested that a common structural feature among them is that they contain a cyclopentene double bond exo to the nine-membered ring. Therefore, we synthesized **14** and **15** from **5** and **6**, respectively, as shown in Scheme 3.^{15,17} Addition of **14** to the LiN(TMS)₂/CeCl₃ mixture at -40 °C followed by stirring at room temperature for 1 h yielded a cyclic diyne **16**¹⁵ as a single stereoisomer at a yield of 78% without contamination of the corresponding bis-allene (Scheme 4). Cyclization of the diastereomer **15** also occurred under the same reaction conditions, but nonstereoselectively to give a 1:1 mixture **17** in a moderate yield. ¹³C-NMR data for **16** and **17**, which are not stable at room temperature but can be stored in solution at -20 °C without deterioration, are consistent with the nine-membered strained acetylenic bonds.^{7,8a,13a}

Cope rearrangement of **16** to the bis-allene **18** took place in deoxygenated toluene-*d*₈ at a higher temperature. The half-life

(16) Viola, A.; Collins, J. J.; Filipp, N. *Tetrahedron* **1981**, *37*, 3765.

(17) The stereoselectivity of the Darvon alcohol-modified LAH reduction of the intermediate ketones was governed by the C9 stereochemistry; ratio of **12** and its diastereomer = 31:1, **13**:isomer = 5:1. The configuration was determined by NOE experiments.

for rearrangement of **16** at 50 °C is 6.4 h (¹H NMR analysis), which indicates that the rate of the Cope rearrangement can be modified by a small structural change, such as the shift of a double bond. Molecular mechanics calculations (CACH, MM2) for the model compounds **19**–**22** showed that the total energy of **20** is 0.72 kcal/mol higher than that of **19**, and that of **22** is 3.33 kcal/mol less than that of **21**, in which the internal exo double bond substantially destabilizes the bicyclo[7.3.0] system. This calculation suggests that the transformation **10** → **11** is more exothermic, so that **10** would more readily undergo rearrangement than **16** or **17**.



Previous syntheses of both cyclonadiyne and cyclodecadiyne rings related to enediyne antibiotics¹⁸ via intramolecular acetylide additions were ensured by the presence of at least two structural elements which reduced the degree of conformational freedom of the substrate, i.e., *cis*-olefin (or *cis*-epoxide) and an additional five- or six-membered carbocyclic fused ring. In this study, we have demonstrated that LiN(TMS)₂/CeCl₃-mediated cyclization procedures⁸ can be used to construct the highly strained cyclonadiyne system when the former principal element is absent. The diynes **16** and **17** possess the appropriate functionality to synthesize the chromophores of C-1027¹ and kedarcidin.² Efforts to extend the present research are now underway.

Acknowledgment. Financial support from the Ministry of Education, Science and Culture of Japan (Grant-in-Aid for Scientific Research on Priority Areas No. 06240104) and a fellowship to K.-i.I from the Japanese Society for the Promotion of Science for Young Japanese Scientists are gratefully acknowledged.

Supplementary Material Available: ¹H-NMR, ¹³C-NMR, FTIR, and MS or HRMS for **7**, **9**, **11**–**18**, the procedures for the synthesis of **11**, **16**, and **17**, and the synthetic schemes for **3** and **4** (11 pages). This material is contained in many libraries on microfiche, immediately follows this article in the microfilm version of the journal, and can be ordered from the ACS; see any current masthead page for ordering information.

(18) For reviews, see: Nicolaou, K. C.; Dai, W.-M. *Angew. Chem., Int. Ed. Engl.* **1991**, *30*, 1387. Hirama, M. *Recent Progress in the Chemical Synthesis of Antibiotics and Related Microbial Products, volume 2*; Lukacs, G., Ed.; Springer-Verlag: Berlin, 1993, p 293. Skrydstrup, T.; Ulibarri, G.; Audrain, H.; Grierson, D. S. *Recent Progress in the Chemical Synthesis of Antibiotics and Related Microbial Products, volume 2*; Lukacs, G., Ed.; Springer-Verlag: Berlin, 1993; p 213.